

Monthly Reporting

Report from 01 July 2019 to 31 July 2019

Report for Resource Pool XC on ARCHER

A total of 1,317,772.797 kAU were available during this period.

Use and Allocations (by Project)

In the following table, Charged refers to usage which was charged against the project Allocation; whereas Used refers to usage including uncharged time. Uncharged time can arise from use of the Low Priority queue and/or during times when charging is disabled on the service.

The (Allocation) column is the time allocated to the project, scaled according to the reporting period and shown as a fraction of the available resources. If this report period is a sub-period of the Allocation period then the SAFE calculates the Allocation for this sub-period based on a linear spend profile of the total Allocation. If the usage for a project is not linear across the full Allocation period the the Use can be larger than the extrapolated Allocation.

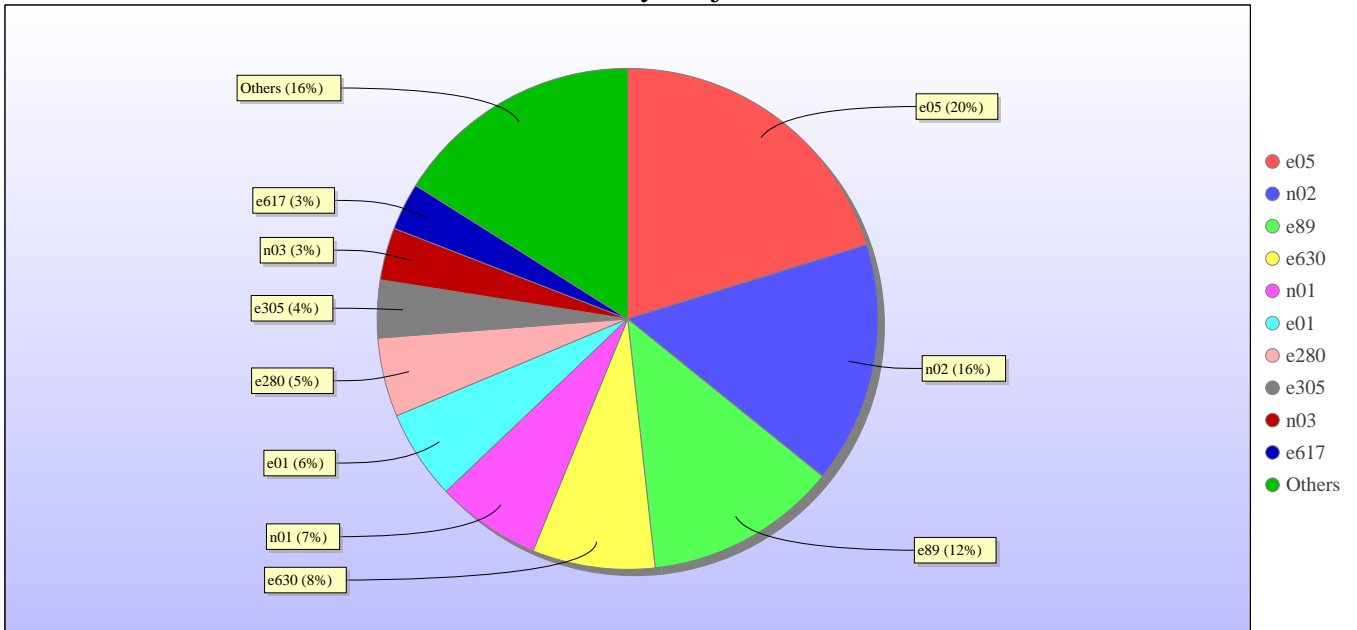
Project	Project Class	Number of Jobs	Charged kAUs	Charged Utilisation	Used kAUs	Utilisation	Allocated kAUs	Allocation
E635	Class1a	90	395.0	0.03%	395.0	0.03%	724.6	0.05%
c01	Class1a	553	12,140.5	0.92%	12,140.9	0.92%	6,337.9	0.48%
e403	Class1a	0	0.0	0.00%	0.0	0.00%	8,622.5	0.65%
e432	Class1a	39	1,497.4	0.11%	1,497.4	0.11%	4,728.1	0.36%
e448	Class1a	1,108	26,794.7	2.03%	26,794.7	2.03%	22,212.8	1.69%
e451	Class1a	29	20.6	0.00%	20.6	0.00%	3,786.5	0.29%
e514	Class1a	0	0.0	0.00%	0.0	0.00%	337.0	0.03%
e515	Class1a	0	0.0	0.00%	0.0	0.00%	3,426.2	0.26%
e517	Class1a	0	0.0	0.00%	0.0	0.00%	101.1	0.01%
e518	Class1a	0	0.0	0.00%	0.0	0.00%	762.3	0.06%
e519	Class1a	0	0.0	0.00%	0.0	0.00%	5,082.0	0.39%
e527	Class1a	9	487.5	0.04%	487.5	0.04%	1,884.4	0.14%
e530	Class1a	0	0.0	0.00%	0.0	0.00%	1,129.9	0.09%
e554	Class1a	0	0.0	0.00%	0.0	0.00%	257.0	0.02%
e558	Class1a	338	3,370.1	0.26%	3,783.2	0.29%	539.6	0.04%
e569	Class1a	7	218.3	0.02%	218.3	0.02%	1,956.8	0.15%
e571	Class1a	0	0.0	0.00%	0.0	0.00%	260.8	0.02%
e572	Class1a	175	375.2	0.03%	520.4	0.04%	3,387.2	0.26%
e575	Class1a	0	0.0	0.00%	0.0	0.00%	2,864.8	0.22%
e580	Class1a	58	935.7	0.07%	935.7	0.07%	2,511.0	0.19%
e584	Class1a	60	287.5	0.02%	287.5	0.02%	2,740.8	0.21%
e588	Class1a	0	0.0	0.00%	0.0	0.00%	2,371.0	0.18%
e605	Class1a	140	714.0	0.05%	726.1	0.06%	1,060.3	0.08%
e606	Class1a	435	7,160.8	0.54%	7,160.8	0.54%	6,144.8	0.47%
e607	Class1a	25	73.9	0.01%	73.9	0.01%	5,929.0	0.45%
e608	Class1a	124	2,437.6	0.18%	4,615.1	0.35%	3,387.2	0.26%
e609	Class1a	1,218	1,146.1	0.09%	1,146.1	0.09%	18,803.3	1.43%
e610	Class1a	55	3,324.0	0.25%	3,324.2	0.25%	7,579.8	0.58%
e611	Class1a	2	5.0	0.00%	5.0	0.00%	479.9	0.04%
e613	Class1a	0	0.0	0.00%	0.0	0.00%	1,016.2	0.08%
e630	Class1a	176	47,551.2	3.61%	89,046.4	6.76%	25,266.0	1.92%
e637	Class1a	0	0.0	0.00%	0.0	0.00%	846.8	0.06%
e642	Class1a	99	58.8	0.00%	58.8	0.00%	1,825.7	0.14%
e643	Class1a	0	0.0	0.00%	0.0	0.00%	3,749.2	0.28%
e01	Consortia	1,794	51,593.7	3.92%	64,965.4	4.93%	78,404.7	5.95%
e05	Consortia	9,033	161,438.6	12.25%	227,214.2	17.24%	225,508.5	17.11%
e89	Consortia	3,552	125,065.3	9.49%	139,864.8	10.61%	119,315.0	9.05%
e280	Consortia	1,417	57,327.7	4.35%	57,327.7	4.35%	53,896.0	4.09%
e281	Consortia	492	6,976.6	0.53%	7,482.5	0.57%	21,446.6	1.63%
e283	Consortia	854	7,711.4	0.59%	8,015.0	0.61%	15,134.0	1.15%
e305	Consortia	1,138	41,772.5	3.17%	41,824.7	3.17%	40,602.7	3.08%

Project	Project Class	Number of Jobs	Charged kAUs	Charged Utilisation	Used kAUs	Utilisation	Allocated kAUs	Allocation
e585	Consortia	1,016	12,468.9	0.95%	15,506.8	1.18%	29,644.8	2.25%
e348	Direct Access: ARCHER RAP	500	13,344.0	1.01%	13,344.0	1.01%	5,964.5	0.45%
e590	Direct Access: ARCHER RAP	219	6,914.7	0.52%	6,914.7	0.52%	4,052.3	0.31%
e599	Direct Access: ARCHER RAP	0	0.0	0.00%	0.0	0.00%	2,917.4	0.22%
e601	Direct Access: ARCHER RAP	33	118.6	0.01%	118.6	0.01%	4,748.7	0.36%
e602	Direct Access: ARCHER RAP	0	0.0	0.00%	0.0	0.00%	1,878.5	0.14%
e603	Direct Access: ARCHER RAP	24	2.2	0.00%	2.2	0.00%	3,130.9	0.24%
e614	Direct Access: ARCHER RAP	119	1,968.5	0.15%	1,968.5	0.15%	5,080.8	0.39%
e616	Direct Access: ARCHER RAP	0	0.0	0.00%	0.0	0.00%	1,332.2	0.10%
e617	Direct Access: ARCHER RAP	47	34,408.1	2.61%	34,408.1	2.61%	7,374.5	0.56%
e618	Direct Access: ARCHER RAP	0	0.0	0.00%	0.0	0.00%	2,348.2	0.18%
e619	Direct Access: ARCHER RAP	27	2.3	0.00%	2.3	0.00%	946.6	0.07%
e620	Direct Access: ARCHER RAP	98	1,188.1	0.09%	1,188.1	0.09%	4,349.5	0.33%
e622	Direct Access: ARCHER RAP	0	0.0	0.00%	0.0	0.00%	3,381.4	0.26%
e639	Direct Access: ARCHER RAP	0	0.0	0.00%	0.0	0.00%	890.4	0.07%
e640	Direct Access: ARCHER RAP	0	0.0	0.00%	0.0	0.00%	8,453.9	0.64%
e641	Direct Access: ARCHER RAP	80	2,053.7	0.16%	2,053.7	0.16%	4,782.8	0.36%
e582	Instant Access	10	63.7	0.00%	63.7	0.00%	1,110.8	0.08%
e623	Instant Access	38	1,631.4	0.12%	1,631.4	0.12%	202.5	0.02%
e624	Instant Access	12	38.0	0.00%	38.0	0.00%	206.7	0.02%
e625	Instant Access	11	11.3	0.00%	11.3	0.00%	202.5	0.02%
e626	Instant Access	0	0.0	0.00%	0.0	0.00%	203.3	0.02%
e628	Instant Access	0	0.0	0.00%	0.0	0.00%	203.3	0.02%
e629	Instant Access	147	209.8	0.02%	209.8	0.02%	203.3	0.02%
e632	Instant Access	0	0.0	0.00%	0.0	0.00%	200.0	0.02%
e633	Instant Access	130	839.8	0.06%	839.8	0.06%	203.2	0.02%
e634	Instant Access	10	198.7	0.02%	198.7	0.02%	202.1	0.02%
e636	Instant Access	0	0.0	0.00%	0.0	0.00%	201.0	0.02%
csc01	Research	0	0.0	0.00%	0.0	0.00%	126.5	0.01%
ecse1321	eCSE	0	0.0	0.00%	0.0	0.00%	28.5	0.00%
e589	Training	254	158.4	0.01%	158.6	0.01%	3,049.2	0.23%
e604	Training	47	183.6	0.01%	1,053.9	0.08%	1,909.5	0.14%
e612	Training	89	156.9	0.01%	156.9	0.01%	1,917.7	0.15%
e631	Training	1,452	4,437.0	0.34%	6,804.5	0.52%	2,030.6	0.15%
y16	Service	0	0.0	0.00%	0.0	0.00%	141.6	0.01%
z17	Service	83	8,763.3	0.67%	8,763.3	0.67%	3,368.8	0.26%
EPSRC Total		27,466	650,040.9	49.33%	795,369.0	60.36%	813,408.3	61.73%
n01	Consortia	6,921	74,132.2	5.63%	75,778.9	5.75%	130,776.0	9.92%
n02	Consortia	24,593	172,427.9	13.08%	175,457.5	13.31%	171,939.9	13.05%
n03	Consortia	1,846	37,243.7	2.83%	38,040.2	2.89%	84,699.5	6.43%
NERC Total		33,360	283,803.8	21.54%	289,276.6	21.95%	387,415.3	29.40%
e621	Leadership Awards	7	112.8	0.01%	112.8	0.01%	4,025.8	0.31%
e568	Research	18	1,159.6	0.09%	1,159.6	0.09%	3,870.7	0.29%
BBSRC Total		25	1,272.4	0.10%	1,272.4	0.10%	7,896.5	0.60%
pr1u0002	Class1a	0	0.0	0.00%	0.0	0.00%	169.9	0.01%
pr1u0001	DECI: EXEC	0	0.0	0.00%	0.0	0.00%	0.4	0.00%
pr1u1551	DECI: EXEC	0	0.0	0.00%	0.0	0.00%	3,502.7	0.27%

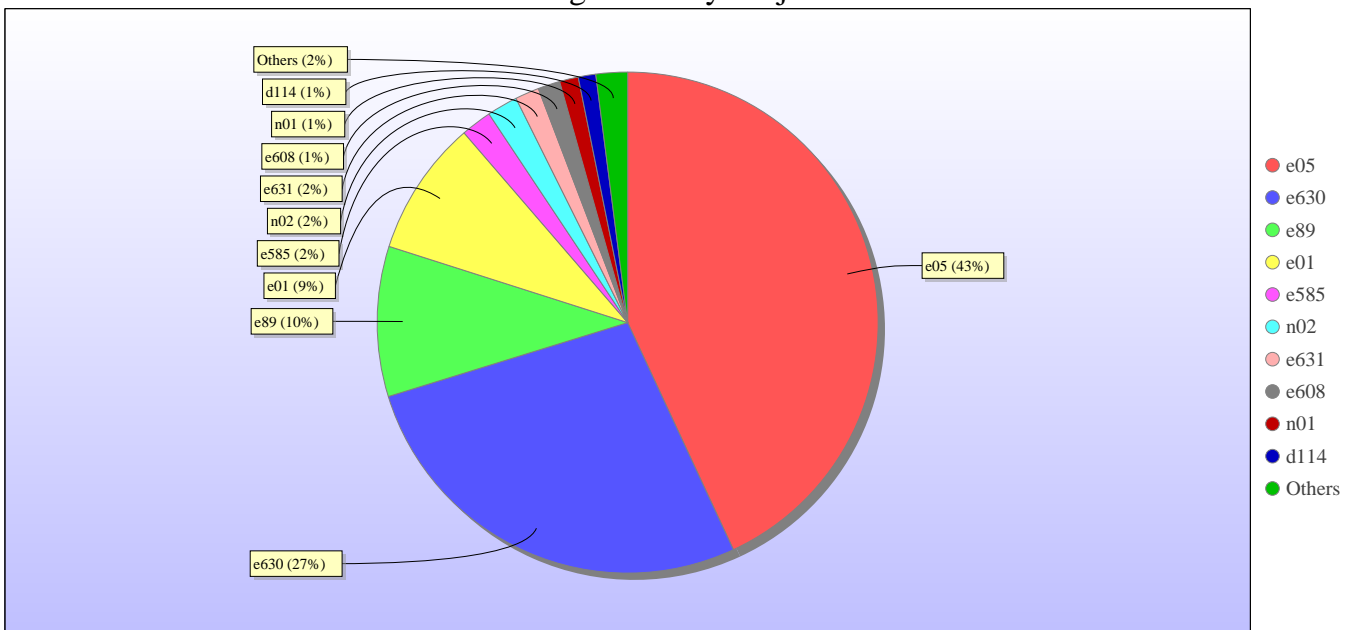
Project	Project Class	Number of Jobs	Charged kAUs	Charged Utilisation	Used kAUs	Utilisation	Allocated kAUs	Allocation
pr1u1552	DECI: EXEC	14	185.7	0.01%	185.7	0.01%	2,111.8	0.16%
pr1u1553	DECI: EXEC	0	0.0	0.00%	0.0	0.00%	5,490.7	0.42%
pr1u1554	DECI: EXEC	0	0.0	0.00%	0.0	0.00%	418.8	0.03%
pr1u1501	DECI: HOME	0	0.0	0.00%	0.0	0.00%	0.0	0.00%
pr1u1502	DECI: HOME	0	0.0	0.00%	0.0	0.00%	0.0	0.00%
pr1u1503	DECI: HOME	0	0.0	0.00%	0.0	0.00%	300.6	0.02%
pr1u1504	DECI: HOME	0	0.0	0.00%	0.0	0.00%	0.0	0.00%
pr1u1505	DECI: HOME	0	0.0	0.00%	0.0	0.00%	0.0	0.00%
pr1u1506	DECI: HOME	0	0.0	0.00%	0.0	0.00%	0.0	0.00%
pr1u1507	DECI: HOME	0	0.0	0.00%	0.0	0.00%	0.0	0.00%
PRACE Total		14	185.7	0.01%	185.7	0.01%	11,995.2	0.91%
ecse0910	eCSE	0	0.0	0.00%	0.0	0.00%	51.0	0.00%
ecse1008	eCSE	22	0.0	0.00%	0.0	0.00%	43.8	0.00%
ecse1012	eCSE	0	0.0	0.00%	0.0	0.00%	31.6	0.00%
ecse1303	eCSE	0	0.0	0.00%	0.0	0.00%	47.8	0.00%
ecse1307	eCSE	63	5.6	0.00%	5.6	0.00%	47.8	0.00%
ecse1320	eCSE	0	0.0	0.00%	0.0	0.00%	45.1	0.00%
eCSE Total		85	5.7	0.00%	5.7	0.00%	267.1	0.02%
d43	ECDF	0	0.0	0.00%	0.0	0.00%	849.3	0.06%
d56	Research	81	665.4	0.05%	665.4	0.05%	6,737.6	0.51%
d67	Research	0	0.0	0.00%	0.0	0.00%	169.9	0.01%
d88	Research	2	0.1	0.00%	0.1	0.00%	106.9	0.01%
d114	Research	1,092	4,019.5	0.31%	5,744.0	0.44%	11,314.2	0.86%
d118	Research	20	52.4	0.00%	52.4	0.00%	127.4	0.01%
d137	Research	365	4,756.1	0.36%	4,756.1	0.36%	2,547.9	0.19%
d142	Research	12	1.4	0.00%	1.4	0.00%	1,443.8	0.11%
d143	Research	103	1,224.7	0.09%	1,224.7	0.09%	2,541.0	0.19%
d150	Research	2	324.9	0.02%	324.9	0.02%	8,085.1	0.61%
d155	Research	585	3,553.1	0.27%	3,553.1	0.27%	1,698.6	0.13%
d166	Research	0	0.0	0.00%	0.0	0.00%	692.2	0.05%
d170	Research	9	0.0	0.00%	0.0	0.00%	2.5	0.00%
d426	Research	0	0.0	0.00%	0.0	0.00%	84.9	0.01%
d153	Industrial	5	0.0	0.00%	0.0	0.00%	1,019.2	0.08%
d168	Industrial	0	0.0	0.00%	0.0	0.00%	84.9	0.01%
d427	Industrial	0	0.0	0.00%	0.0	0.00%	411.7	0.03%
i01	Industrial	5	815.6	0.06%	815.6	0.06%	242.2	0.02%
i18	Industrial	25	2,728.4	0.21%	2,728.4	0.21%	6,466.9	0.49%
i21	Industrial	1,261	17,901.5	1.36%	11,934.5	0.91%	8,493.2	0.64%
i232	Industrial	0	0.0	0.00%	0.0	0.00%	127.4	0.01%
i234	Industrial	0	0.0	0.00%	0.0	0.00%	92.5	0.01%
i235	Industrial	0	0.0	0.00%	0.0	0.00%	130.8	0.01%
x08	Industrial	0	0.0	0.00%	0.0	0.00%	849.3	0.06%
d74	Training	86	22.6	0.00%	22.6	0.00%	169.9	0.01%
d104	Training	0	0.0	0.00%	0.0	0.00%	227.1	0.02%
d167	Training	1,306	291.3	0.02%	298.1	0.02%	297.3	0.02%
d131	Service	2	0.0	0.00%	0.0	0.00%	254.8	0.02%
d134	Service	0	0.0	0.00%	0.0	0.00%	8.5	0.00%
d425	Service	0	0.0	0.00%	0.0	0.00%	17.9	0.00%
y01	Service	0	0.0	0.00%	0.0	0.00%	8.5	0.00%
y02	Service	5	5.7	0.00%	5.7	0.00%	84.9	0.01%
y07	Service	0	0.0	0.00%	0.0	0.00%	84.7	0.01%
y21	Service	0	0.0	0.00%	0.0	0.00%	424.7	0.03%
z02	Service	0	0.0	0.00%	0.0	0.00%	4.2	0.00%
z99	Service	24	0.6	0.00%	0.6	0.00%	8.5	0.00%
d169	UoE Access	0	0.0	0.00%	0.0	0.00%	2,547.9	0.19%
DirectorsTime Total		4,990	36,363.1	2.76%	32,127.5	2.44%	58,458.3	4.44%
y14	Training	2,558	1,261.6	0.10%	848.3	0.06%	594.5	0.05%
z19	Service	235	90.9	0.01%	90.9	0.01%	4,246.6	0.32%
CSE Total		2,793	1,352.5	0.10%	939.3	0.07%	4,841.1	0.37%
csc02	Research	32	2,257.8	0.17%	2,257.8	0.17%	82,537.9	6.26%
CSC Total		32	2,257.8	0.17%	2,257.8	0.17%	82,537.9	6.26%
w17	Service	0	0.0	0.00%	0.0	0.00%	508.2	0.04%

Project	Project Class	Number of Jobs	Charged kAUs	Charged Utilisation	Used kAUs	Utilisation	Allocated kAUs	Allocation
w18	Service	9	119.4	0.01%	119.4	0.01%	505.3	0.04%
w19	Service	30	2,926.5	0.22%	2,927.1	0.22%	505.3	0.04%
w20	Service	0	0.0	0.00%	0.0	0.00%	502.6	0.04%
Internal Total		39	3,045.9	0.23%	3,046.4	0.23%	2,021.4	0.15%
Total		68,804	978,327.8	74.24%	1,124,480.3	85.33%	1,368,841.2	103.88%

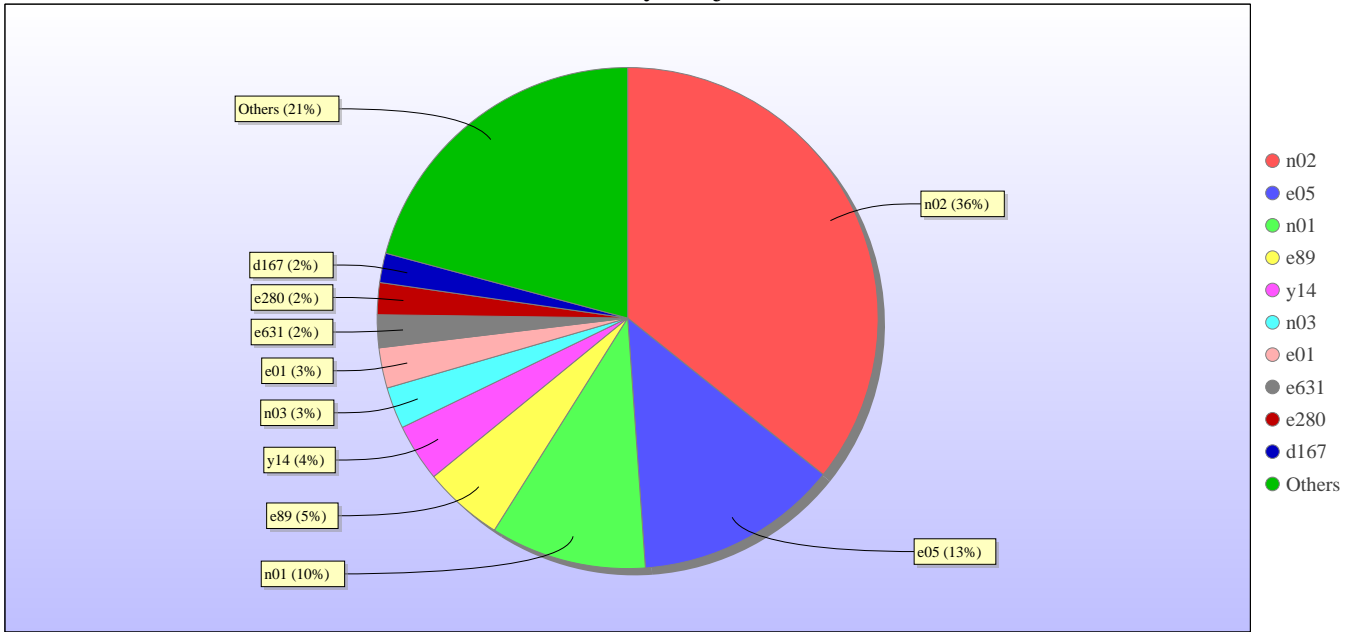
Use by Project



Uncharged Use by Project



Jobs by Project



kAUs (by Size)

Size	kAUs	Number of Jobs
17-32	13,502.703	33,327
33-64	17,667.117	4,592
65-128	56,835.479	7,502
129-256	158,940.958	11,047
257-512	211,769.275	7,099
513-1024	99,845.479	2,362
1025-2048	138,079.128	1,823
2049-4096	84,076.365	517
4097-8192	50,513.433	238
8193-16384	56,321.531	206
16385-32768	15,655.946	34
32769-65536	54,654.34	36
65537-131072	703.097	5